









DAY	 Glasgow Queen St Depart	 Mallaig Arrive	 Mallaig Depart	 Armadale Arrive	 Armadale Depart	 Mallaig Arrive	 Mallaig Depart	 Glasgow Queen St Arrive
OPERATES 29 SEPTEMBER – 16 OCTOBER								
MON	-	-	0725	0755	0810	0840	1010	1534
	-	-	0900	0930	1005	1035	-	-
	-	0938	1055	1125	1145	1215	-	-
	-	-	1130	1215	1230	1315	-	-
	-	-	1305	1335	1430	1500	-	-
	0822	1340	1400	1445	1500	1545	1605	2125
	-	-	1520	1550	1610	1640	1815	-
	-	-	1600	1645	1730	1815	-	-
TUE	-	-	0740	0810	0830	0900	1010	1534
	-	-	0830	0915	0945	1030	-	-
	-	-	0930	1000	1030	1100	-	-
	-	0938	1045	1130	1145	1230	-	-
	-	-	1130	1200	-	-	-	-
	-	-	1245	1330	1345	1430	-	-
	-	-	-	-	1430	1500	1605	2125
	0822	1340	1445	1530	1545	1630	-	-
WED	-	-	0740	0810	0830	0900	1010	1534
	-	-	0830	0915	0945	1030	-	-
	-	-	0930	1000	1030	1100	-	-
	-	0938	1045	1130	1155	1240	-	-
	-	-	1145	1215	1335	1405	-	-
	-	-	1255	1340	1415	1500	-	-
	0822	1340	1425	1455	1510	1540	1605	2125
	-	-	1515	1600	1615	1700	-	-
THU	-	-	0725	0755	0815	0845	1010	1534
	-	-	0905	0935	1015	1045	-	-
	-	-	1105	1135	1155	1225	-	-
	-	0938	1130	1215	1245	1330	-	-
	-	-	1315	1345	1405	1435	-	-
	0822	1340	1400	1445	1500	1545	1605	2125
	-	-	1455	1525	1610	1640	1815	-
	-	-	1600	1645	1730	1815	-	-
FRI	-	-	0740	0810	0830	0900	1010	1534
	-	-	0815	0900	0915	1000	-	-
	-	-	0930	1000	1030	1100	-	-
	-	0938	1015	1100	1115	1200	-	-
	-	-	1145	1215	-	-	-	-
	-	-	1215	1300	1330	1415	-	-
	-	-	-	-	1445	1515	1605	2125
	0822	1340	1430	1515	1530	1615	-	-
SAT	-	-	0710	0740	0800	0830	1010	1534
	-	-	0800	0845	0920	1005	-	-
	-	-	0900	0935	1025	1055	-	-
	-	0938	1020	1105	1130	1215	-	-
	-	-	1115	1145	1300	1330	-	-
	-	-	1230	1315	1345	1430	-	-
	-	-	1350	1420	1515	1545	1605	2125
	0821	1340	1445	1530	1615	1700	-	-
SUN	-	-	0930	1000	1020	1050	-	-
	-	-	1045	1130	1145	1230	-	-
	-	-	1130	1200	1445	1515	1601	2120
	-	1338	1500	1545	1600	1645	-	-
	-	-	1545	1615	1645	1715	-	-
	-	-	1700	1745	1800	1845	-	-
1220	1743	1745	1815	1835	1905	-	-	
OPERATES FROM 17 – 19 OCTOBER ONLY								
FRI	-	-	0740	0825	0840	0925	1010	1534
	-	-	0940	1025	1040	1125	-	-
	-	-	1200	1245	1325	1410	1605	2125
	0822	1340	1420	1505	1520	1605	-	-
SAT	-	-	0710	0755	0805	0850	1010	1534
	-	-	0905	0950	1040	1125	-	-
SUN	-	-	0930	1015	1030	1115	-	-
	-	-	1130	1215	1320	1405	1601	2120
	-	1338	1600	1645	1700	1745	1815	-
1220	1743	1800	1845	-	-	-	-	

TIDAL AMENDMENTS

Timing may vary according to tidal conditions and in some circumstances may differ from the published timetable on the following dates: October 6, 7, 8, 9. For more information before travelling during these dates, please check www.calmac.co.uk/service-changes

CalMac prides itself on successfully navigating some of the most challenging waters in the UK. This sometimes results in us working to timetables which are dictated by tidal conditions on sailing routes. If you require a more detailed version of this timetable to help plan your travel, please go to www.calmac.co.uk

NOTE

All vehicle drivers and their passengers must be in possession of a valid travel ticket and be available for boarding no later than 20 minutes before departure otherwise travel cannot be guaranteed. Foot passenger check-in closes 10 minutes before departure

Please note booking is essential on this route

Commercial vehicle bookings are handled at individual ports. When calling your selected port to make a commercial vehicle booking, please select option 2 on a touch-tone phone. Contact Mallaig port office on 01687 310240 or Armadale on 01471 250090

Due to daylight restrictions at Canna, an amended timetable will operate on 4, 11 & 18 October. Please see www.calmac.co.uk/service-changes for details

Train connections are not guaranteed as some trains arrive/depart with less than the necessary transfer time. Please visit www.scotrail.co.uk for the latest info before travelling

Train times displayed are valid until 22 March 2025

Groups of 6 or more pedal cycles must inform the relevant port office in advance of travel. It should be noted that as we may not be able to offer the first sailing of choice, therefore groups may not always be able to travel together

Light goods vehicles exceeding 6 metres in length or 3.5 tonnes in weight, or 3 metres in height, or 2.3 metres in width are charged at commercial vehicle rate